



WAKEFIELD
REGIONAL COUNCIL



You have a disability.

You want to join in.

Things to help you.



This book has websites for you.

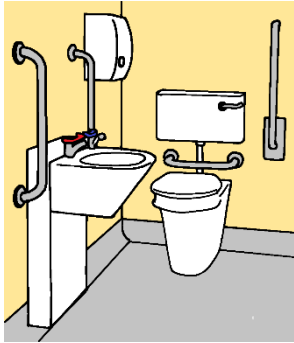
They can help you learn

- about your rights
- things you can do
- places you can go.



The websites are **not** in Easy English.

You may need help to use them.



Find a toilet you can use



You are on holiday. You may be in Adelaide.



You need to go to the toilet.

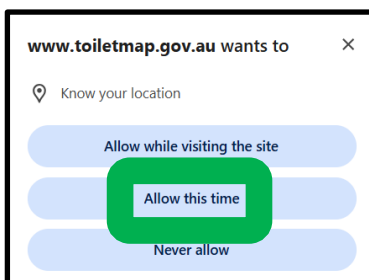
You may need a special toilet. You may need

- rails to help you stand
- space for your wheel chair.



Go to www.toiletmap.gov.au

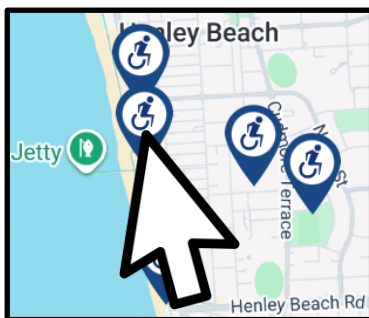
It is the public toilet map. It is for all of Australia.



Click on [Allow this time.](#)

The website knows where you are.

It can show toilets near you.



Each blue dot is a toilet. **Click on** it to read about it.

- is it open?
- can you park your car near the toilet?
- can a person in a wheelchair use it?





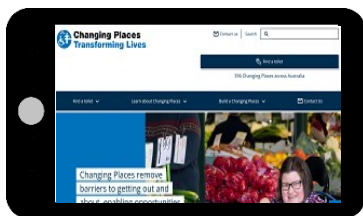
Changing Places toilets



You may need more things.

Some toilets have them. Like

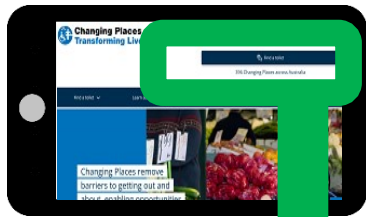
- a hoist
- a shower
- a big change table. It is for adults.
- lots of room.



Go to

www.changingplaces.org.au

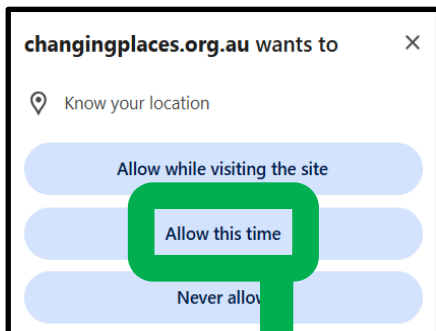
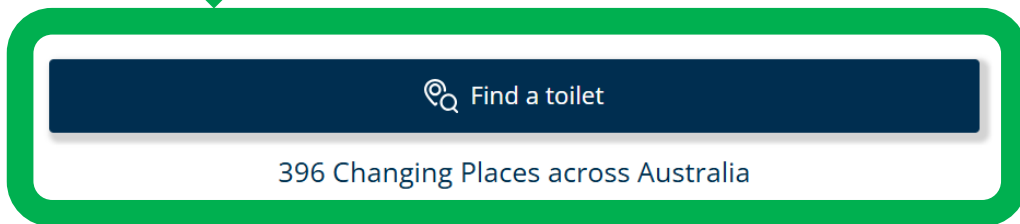




Click on Find a toilet.

It is

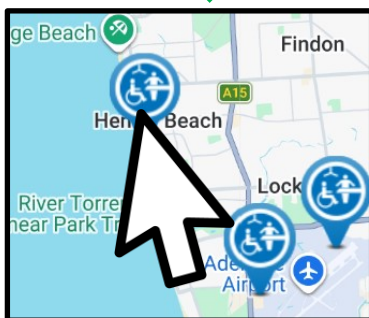
- a big blue button
- on the right.



Click on Allow this time.

The website knows where you are.


It can show toilets near you.



Each blue dot is a toilet. Click on it to read about it.

Like

- do you need a key?
- is it open?
- does it have a shower?



Go to the beach



You are on holiday. You want to go to the beach.

You may need

- a beach wheel chair. You ask to use it.
- a mat on the sand.

You can use your walker on the mat.

The mat makes it easy to walk to the water.

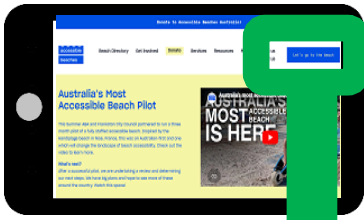


Go to

www.accessiblebeaches.com

It is Accessible Beaches Australia.



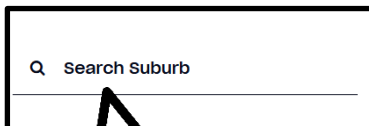
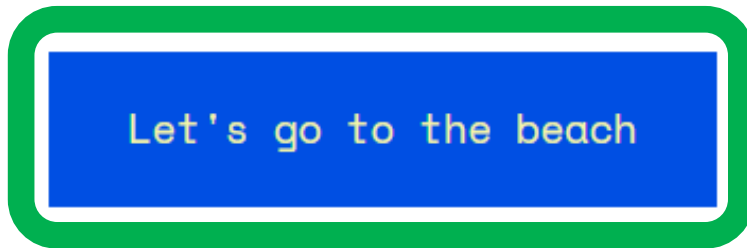


Click on

Let's go to the beach.

It is

- a blue button
- on the right.



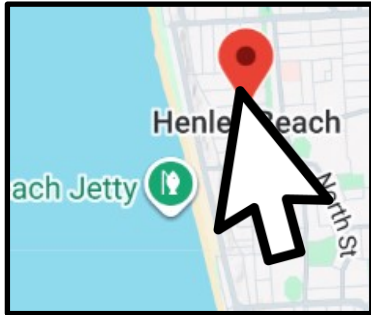
A new page opens.

It has a box you can type in.

Type where you are. Like Adelaide.

It shows you beaches near you.

Or



There is a map. Use the map to find a beach.


Each red dot is a beach. **Click on** it to read about it.

It says what things the beach has. Like

- a mat on the sand
- a beach wheel chair
- a toilet you can use.



Play sport



You want to play sport.



Go to

www.sports.org.au

It is Disability Sports Australia.

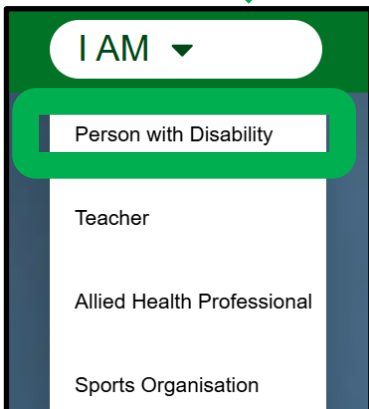




Click on I AM

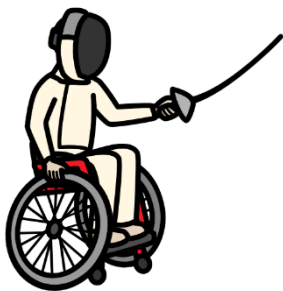
It is

- a white button
- on the left.



There is a list.

Click on Person with Disability.



A new page opens. It has

- sports you can go to.
- people you can talk to
- more things you can read.

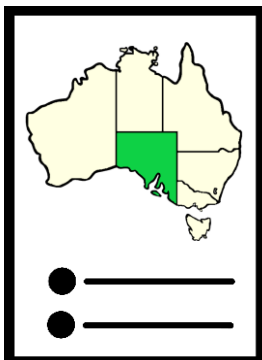


Each person can join in



Each person must be able to join in. It is at

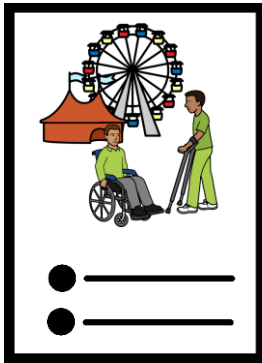
- big events
- small events
- play grounds
- sports.



We have rules to make these things fair.


The rules are for all of SA.

Inclusion SA makes the rules.




There are event rules.

It is so each person can join in.



There are play ground rules. It is so

- each child can play
- all children can play together
- no child is left out.



There are rules for the media. Like

- news papers
- TV.

They must talk about disability.

They must respect people with a disability.

They must **not** say mean things.



Go to

www.inclusive.sa.gov.au

It is Inclusive SA.

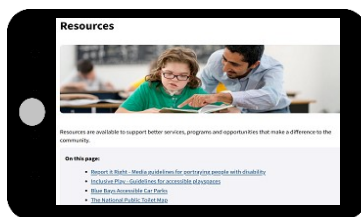


Look for

Resources.

It is

- a big blue word
- at the top.




A new page opens.

It has lots of things to read.

It has all these rules. It has more things.

It is **not** in Easy English. You may need help to read it.



Learn about disability



You want to learn about disability

Or



A different person wants to learn.

Like they run a yoga group. You go to the group.

They want to give you the right help.



There is a class. It is about disability.

Any person can do it.

It is online. It is free. You can do it any time.



Go to


www.disabilityawareness.com.au




Look for Introduction to Disability Awareness.

Click on the blue button.

It says View Program.






A new page opens.

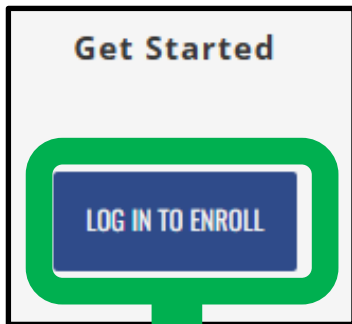
Look for Introduction to Disability Awareness.

It is near the bottom of the page.

Click on the blue button.

It says View Program Details.





A new page opens.

Look for Get Started.

It is

- on the right
- at the top.

Click on the blue button.

It says Log in to enrol.




You want to do the class. You sign up.


You type your email address.

You make a pass word.

You use it to log in. Now you can do the class.




Tell people about disability



You want to teach people about disability. Like

- show them things
- tell them things
- put things on your Face book. Like videos.



Go to www.seemeforme.sa.gov.au

It is See Me For Me.




It has things you can share. Like

- pictures
- videos.

They are about disability. It is free to use them.



About this fact sheet



This is based on information in the
Wakefield Regional Council
Disability Access and Inclusion Plan.
2026 to 2030.



Access
Easy English


Access Easy English wrote the Easy English.
April 2026.

Images



We can use these images. They are from

- CHANGE www.changepeople.org



- Inspired Services

- The Noun Project



- Picto Selector

- Tobii-Dynavox.

We did **not** use AI

in any part of this development.



We can use the pictures of websites.

Section 113F of the Copyright Act 1968

says we can do it.