



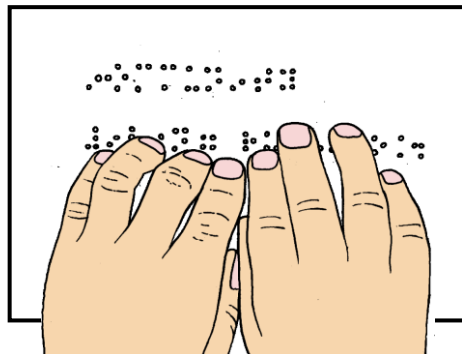

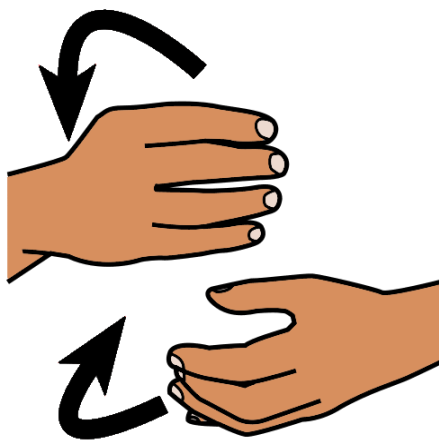
UNSW
SYDNEY



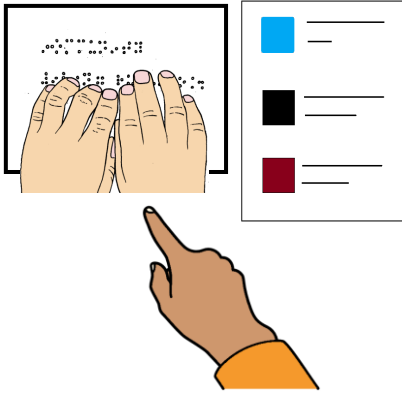
CENTRE
for **SOCIAL**
IMPACT



UNSW
Disability Innovation
Institute




**You can get information
in the way you need**



You want information.

There are different ways you can get it.



Like

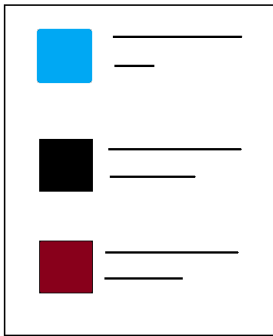
- sign language
- so you can listen to it
- in words and pictures.



You may have a disability.

You have the right to get information.

It is in the way you understand.



Easy English




You may

- find it hard to read
- only read a little bit.




You can get papers in Easy English. It has

- short sentences
- short words
- lots of white space
- pictures to help you know what it means.




Easy Read




You can get papers in Easy Read.

It is words and pictures.

How to use this fact sheet

 The NDIS Quality and Safeguards Commission (NDIS Commission) wrote this fact sheet.


We When you see the word 'we', it means the NDIS Commission.


 We wrote this fact sheet in an easy to read way. We use pictures to explain some ideas.

Bold We have written some words in bold. This means the letters are thicker and darker.

Not bold We explain what these words mean.

 This Easy Read fact sheet is a summary of some information in a video. This means it only includes the most important information.

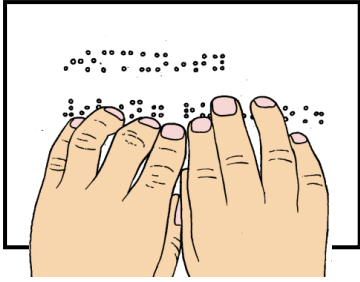
 You can find the videos on our website. www.ndiscommission.gov.au/workersources

 You can ask for help to read this fact sheet. A friend, family member or support person may be able to help you.

It has

- some short sentences
- some long sentences
- some short words
- some long words.

It tells you what the long words mean.

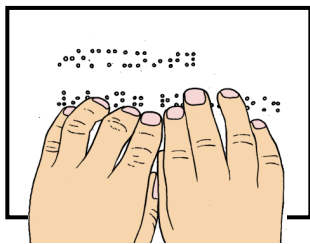


You read with your hands



You may **not** see well. Like you are blind.

You can **not** see the words on a page.



The words can be bumps on a page.

You touch the bumps. You can read the words.

It is called Braille.



You can listen to it




You want information you can listen to.

It may be on a website.

The website reads the words out loud.


Or



You may use a screen reader.

It helps you use websites. It can

- read the words to you
- help you know what is on the screen.




Words on the screen



You may **not** hear well.

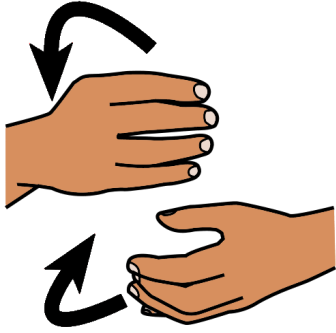
Like you watch the news.

You can **not** hear what people say.



You can have words on the screen.

You read the words. You know what people say.



You talk with your hands



It may be hard to hear things. You may be Deaf.



A person signs to you. It is called Auslan.

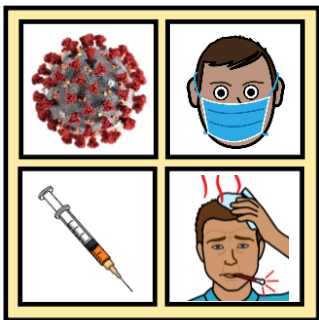


Boards to say what you think




It may be hard to talk.

You can use a board to tell people things.



There is a new topic. Like COVID - 19.

You get new words for your board.



You point to the pictures.


You can say what you think.





Images

We can use the images from



- Assistive Ware
- Change People
- Easy on the I
- Inspired Services
- Noun Project.



This fact sheet is based on information in Better acknowledging and resourcing the information accessibility sector in Australia. Summary report. Centre for Social Impact. 2024.



**Access
Easy English**

Access Easy English wrote the Easy English. March 2024.