


**Basterfield, C (2019) What's in a name. Easy English; Easy Read. Does it matter?**

A summary of key points in paper presented at IASSIDD 2019, Scotland.


Firstly, a visual comparison.

## Visual comparison


**1.**




**2.**



**2.**




**2.**

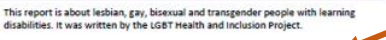


Easy English


**1.**



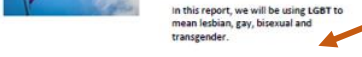
**2.**




**2.**




**2.**



**2.**



Easy Read



A visual look at Easy English verses Easy Read documents shows a number of differences.

## 1. Title of page or headings

| Easy English   | Easy Read   |
|--|---|
| <ul style="list-style-type: none"> <li>- Uses an image for every title or heading;</li> <li>- Main heading in line (tab) with body of text;</li> <li>- All text is Left aligned with <b>same indented</b> margin.</li> </ul> | <ul style="list-style-type: none"> <li>- <b>No</b> image for any title or heading;</li> <li>- Main heading Centre aligned;</li> <li>- Topic setting - Left aligned with <b>no</b> indented margin as per body of text.</li> </ul> |

## 2. Format

| Easy English   | Easy Read   |
|--|---|
| <ul style="list-style-type: none"> <li>- Lots of white space around text. Critical for thinking and processing for reader;</li> <li>- Spacing is double line space throughout;</li> <li>- At least 3 double line space is left between paragraphs;</li> <li>- All text is Left aligned with <b>same indented</b> margin;</li> <li>- Indented Left margin for body of text is 4-5cm from original left tab(margin);</li> <li>- Contents pages always have images to support the text or topic. These are matched to the heading on the page in body of text;</li> <li>- A list of complex words is rarely used. A complex or unfamiliar word is broken down to its specifics. A new everyday word is then substituted into the text.</li> </ul> | <ul style="list-style-type: none"> <li>- White space minimal around text;</li> <li>- Uses 1.5 line space in paragraphs.</li> <li>- Uses less line space between paragraphs;</li> <li>- Three tabs/margins for the reader to work with.               <ul style="list-style-type: none"> <li>i. Centre align</li> <li>ii. Left align</li> <li>iii. Central margin</li> </ul> </li> <li>- Indented Left margin for body of text is ½ way across width of page;</li> <li>- Contents pages <b>never</b> have images to support the text or topic;</li> <li>- Provides a list of words that need to be defined. The complex word is then used throughout.</li> </ul> |

### 3. Text

| Easy English    | Easy Read     |
|-----------------|---------------|
| - Minimal text. | - Text dense. |

### 4. Images

| Easy English   | Easy Read   |
|--|---|
| <ul style="list-style-type: none"><li>- Small images – now are bigger;</li><li>- Specific image;</li><li>- Directional. i.e. image faces Left when it is past tense, faces right for future tense;</li><li>- Logos as appropriate;</li><li>- Do use images from different sets; to get specific meaning when required;</li><li>- Spacing of images down page is consistent.</li><li>- Maximum 4 images down left side of page;</li><li>- Images always on left side of page.</li></ul> | <ul style="list-style-type: none"><li>- Large images. Often ½ page wide.</li><li>- Can be general or have lots of detail in the image;</li><li>- Logos as appropriate;</li><li>- Not use images from different sets;</li><li>- Images placed beside paragraph;</li><li>- Images can merge into others above and below (reduced space between images). Can be 5 or 6 images on the left side of the page;</li><li>- Images generally on Left ½ of page. Some practitioners put the images on the Right side of the page.</li></ul> |
| <ul style="list-style-type: none"><li>- Never have words in images.</li></ul>  | <ul style="list-style-type: none"><li>- Have words incorporated into the images (not this example).</li></ul>   |

## Language Analysis

Analysis of the language in 5 documents developed into Easy English (Australian) and Easy Read (UK). 10 documents in total.

- All documents less than 500 words;
- Different topics.

| Measurement   | Easy English     | Easy Read          | Implication  |
|---|------------------|--------------------|--|
| Percentage of different words to total words              | 36 %             | 42 %               | There are fewer different words in Easy English.   |
| Average number of sentences <b>per document</b>           | 38               | 38                 | No difference.   |
| Average length of sentences across <b>all</b> documents   | 7.6              | 10.8               | 30% difference.<br><br>Indicating less complex sentences used in Easy English.                                       |
| Average morphemes across <b>all</b> documents             | 8.3              | 12.7               | 35% difference.<br><br>Indicating less complex language used in Easy English, eg: use 'quick', <b>not</b> 'quickly'. |
| Percentage of 1 and 2 syllable words across all documents | 96%              | 90%                | 6% difference.<br><br>Indicating more 1 and 2 syllable words in Easy English compared with Easy Read.                |
| Specific words<br><br>'if'                                | 3 occurrences    | 18 occurrences     | 'if' is a complex language construction. It requires significant cognitive skills to use meaningfully.               |
| Consonant- vowel construction,<br><br>eg: C-V-C = cat     | 16% of all words | 7.5 % of all words | 46 % difference.<br><br>More shorter words in Easy English.  |

