

asid

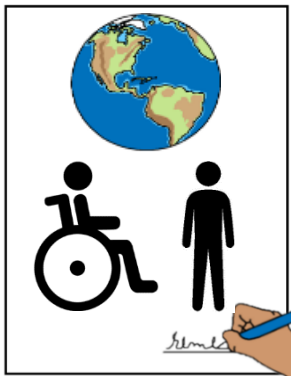
research to practice



**You can listen to these
talks at any time.**



People tell their story



Talk 4 is about when we talk to other people with disability. People are from all over the world.

We talk about the CRPD. We talk about

- what has changed
- what needs to change
- more ideas.




Look for 04.



You open the talk. It looks like this picture.



Talks that give you ideas
you can use



Talk 2 is about hospital care for
children with disability.



It tells us what needs to be better.



Look for 02.




You open the talk. It looks like this picture.



Talk 5 is about how to use the internet to

- help parents
- have parents help you make choices.



Look for 05.



You open the talk. It looks like this picture.

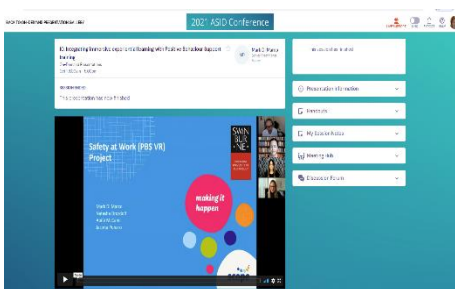


Talk 10 is about training staff. It is about

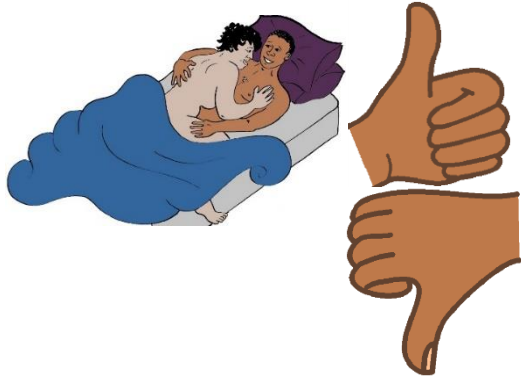
- positive behaviour support
- and
- how staff can learn more about what to do.



Look for 10.



You open the talk. It looks like this picture.



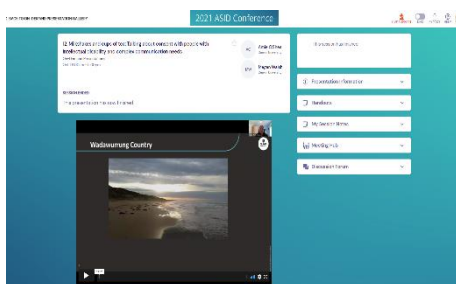
Talk 12 is about sex.

It is about your right to say

- yes to sex
- **no** to sex.



Look for 12.



You open the talk. It looks like this picture.



Talk 13 is called

Play is **not** just for children.

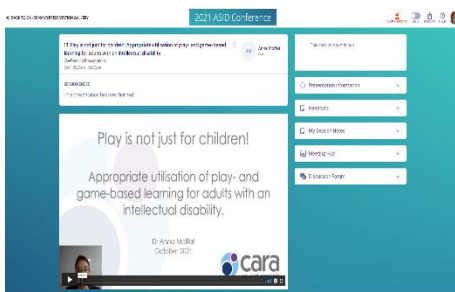
The talk is about

- how play can help you to learn
- how to use games to learn.

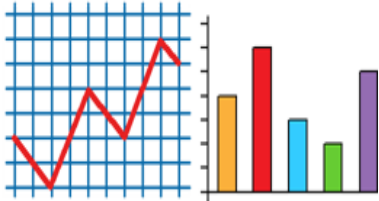
We can all play.



Look for 13.



You open the talk. It looks like this picture.



Talks from studies

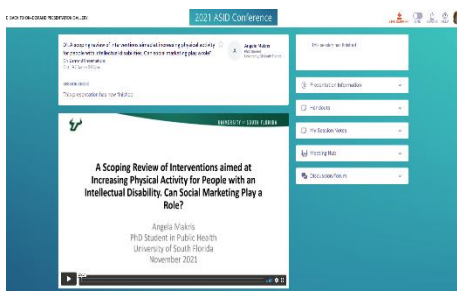


Talk 1 is about ways to let you know about activities. Like swim group.

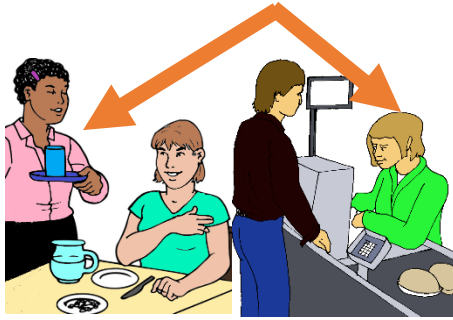
How do you find out about new things?



Look for 01.



You open the talk. It looks like this picture.

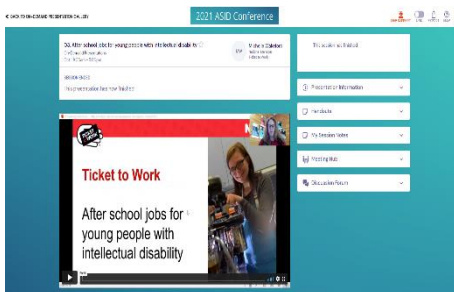


Talk 3 is about an after school job.



It is for young people with intellectual disability.



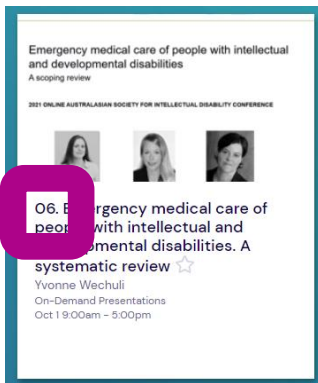
Look for 03.



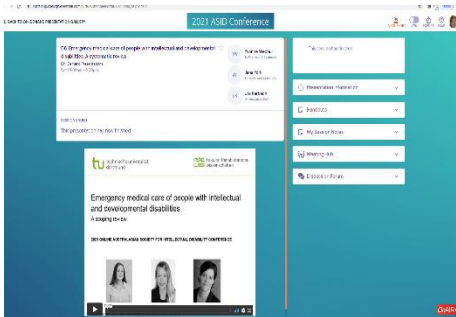
You open the talk. It looks like this picture.




Talk 6 is about your care in an emergency.
You are a person with an intellectual disability.




Look for 06.



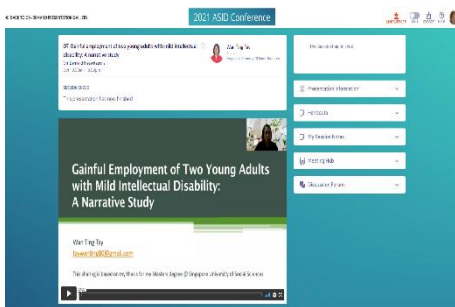
You open the talk. It looks like this picture.



Talk 7 is about 2 people who work.
They have an intellectual disability.
The talk is about how they see themselves.



Look for 07.



You open the talk. It looks like this picture.

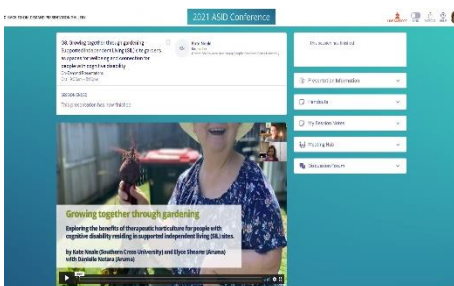


Talk 8 is about

- people who live in supported housing
- and
- how a garden can help them.



Look for 08.



You open the talk. It looks like this picture.

Registration form with the following fields:

- About you (with a person icon)
- First name (with a person icon)
- Last name (with a person icon)
- Your website (with a calendar icon)
- Your phone number (with a mobile phone icon)

A hand holding a blue pen writing on a list of five numbered lines:

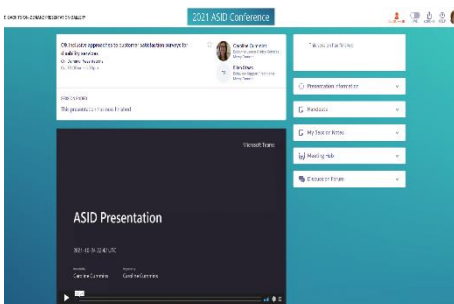
- 1 _____
- 2 _____
- 3 _____
- 4 _____
- 5 _____

Talk 9 is about good ways to ask you what you think. Like

- the questions are easy to understand
- you can answer the questions in a way that works for you.



Look for 09.




You open the talk. It looks like this picture.

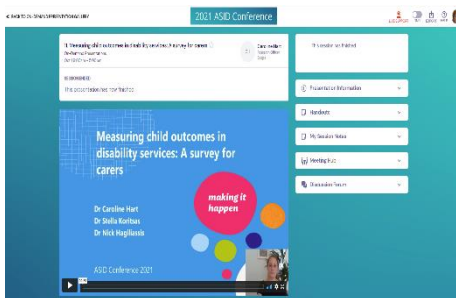


Talk 11 is about the help children with disability need.

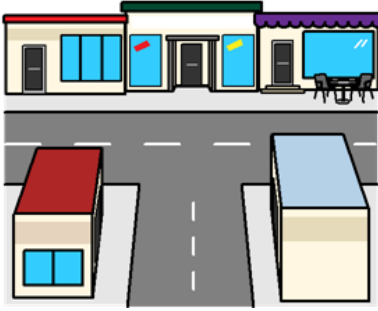
It tells us what carers say they need.



Look for 11.



You open the talk. It looks like this picture.



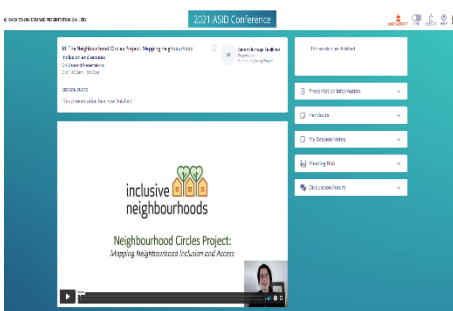
Talk 14 is about finding out the places that include you. They are near where you live.

It is called the

Neighbourhood Circles Project.



Look for 14.



You open the talk. It looks like this picture.



Talk 15 is about help to

- know the skills you have for work
- what you want to do for work
- start your own business.



Look for 15



You open the talk. It looks like this picture.

Images

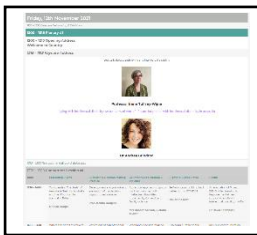


We can use these images. They are from

- ChangePeople
- InspiredServices
- Picto-Selector
- TheNounProject
- Tobii-Dynavox



Screen shots are from the ASID Conference
2021 website.



This fact sheet is based on the web page of the
ASID conference program 2021 on
7 November 2021.