



COVID - 19



You check in




Check in helps the government know

- who has been to the same place
- who may be near a person with COVID 19.




It helps to know where COVID 19 is.

It stops more people getting sick.




Every place must have a QR code.



You check in when you go out. Like to

- the shops
- the gym
- a hall
- an office.

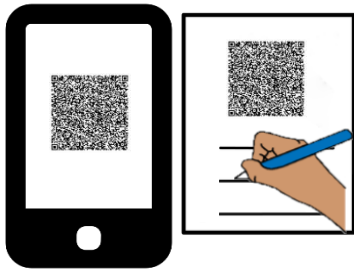


You go on public transport. Like the bus.

You need to check in here too.



What do you do?




You can do the QR code

- on your phone

or

- write your name on the form. Like the chemist has a form near the QR code.



Look for the QR code. It is on a poster. It is

- on the window near the door
- on the door.


It may be just in side the door.

It is a black and white square.



To use your phone you need

- the camera
- your internet.



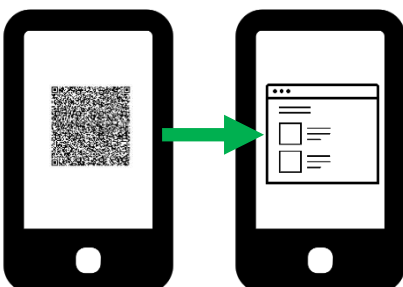
Open the camera on your phone.

Point your phone at the QR code.

You do not take a photo.

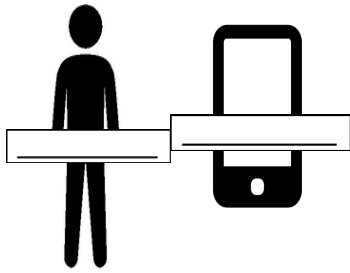


Wait.



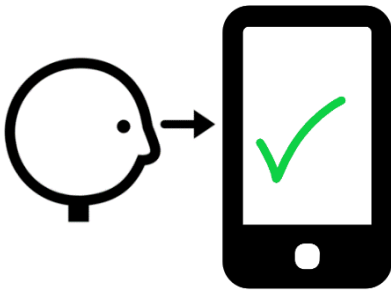
A link will come up on your phone.

It will take you to a web site.



You put in your information. Like

- your name
- your phone number.

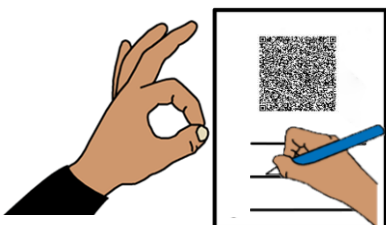


Some times you need to show the staff.

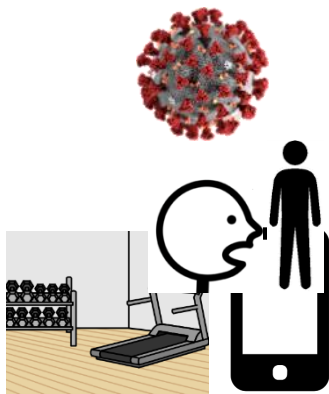


There is a problem. Like

- there is **no** QR code
- your phone does not have internet.



It is ok. Write your information on the form.



Images

We have used images from

- InspiredServices
- Picto-Selector
- TheNounProject
- Tobii-Dynavox.