



# COVID - 19



**Time to clean**


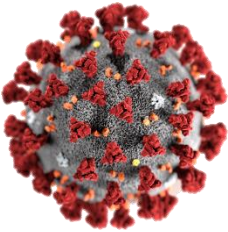
5 April 2020






## This fact sheet will tell you

- why we need to wipe every where
- ideas for places to wipe.




What is COVID - 19?

Read the fact sheet **What is COVID - 19?**



How can I look after my self?

Read the fact sheet **Look after your self**



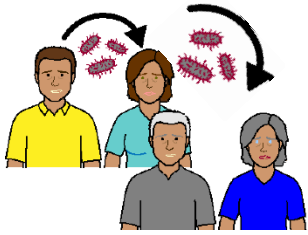
Why are there lots of new rules?

Read the fact sheet

**Why are there lots of new rules?**



## Time to clean



It can be easy to get COVID - 19.



It is in tiny tiny drops of stuff from our

- nose
- mouth.




We may also get it on our hands when we

- sneeze
- cough
- touch our face.

**Then**

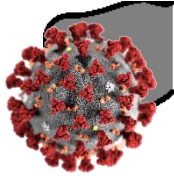


We touch an object.

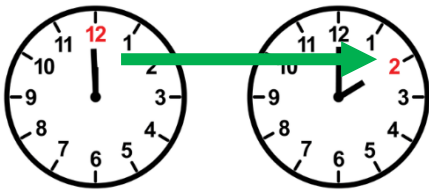


Read the fact sheet

- **Look after your self**
- **Why are there lots of new rules.**



COVID - 19 can stay on that object.



Some times it can stay for

- a short time. Like 2 hours

or

Sun	Mon	Tue	Wed	Thur	Fri	Sat

- a long time. Like 3 days.




They do **not** know how long COID – 19 stays on objects.



They want us to clean things we touch.

**And**

Clean things that other people touch.

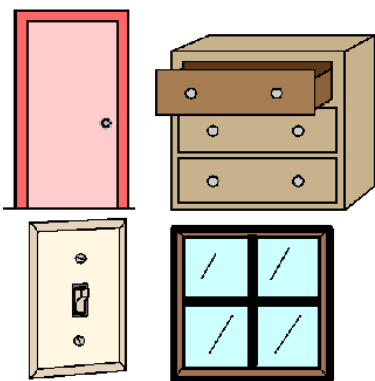


They say use

- cleaning detergent

**and**

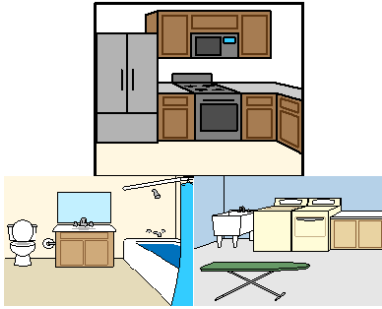
- warm water.



At home you need to clean

- doors
- drawers
- windows
- light switches

**and**

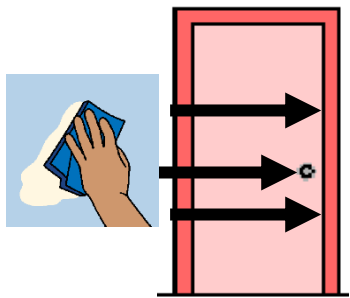


Many things in your

- kitchen
- bathroom
- toilet



- bedroom
- living room.



### Doors

Clean the door handles.

### But

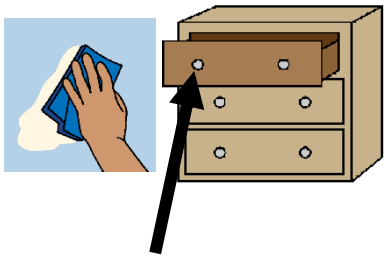
many people touch other parts of the door.

Like

- above the door handle
- below the door handle.

You need to clean all these places too.





## Drawers

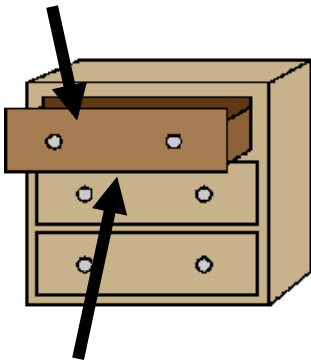
Clean the drawer handle.

Look where people

- pull the drawer

**or**

- push the drawer.



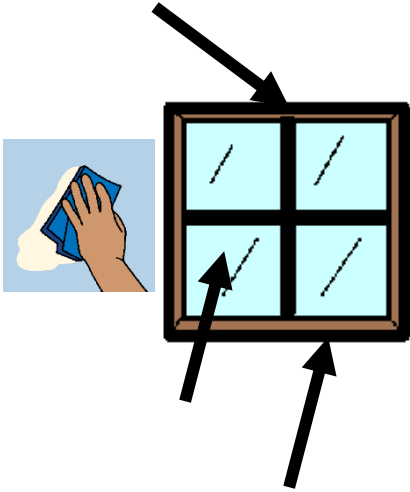
They may put their hand under the drawer.

Their fingers are on the front of the drawer,

**or**

They may put their hand into the top of the drawer. It pulls the drawer out.

All these places need to be cleaned.

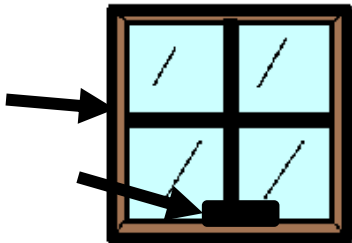


## Windows

Clean where you open the window. Like

You put your hands

- on the glass
- or
- at the bottom of the window frame
- or
- the top of the window.

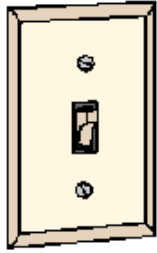


You may have a window winder.

You may have an edge to pull.

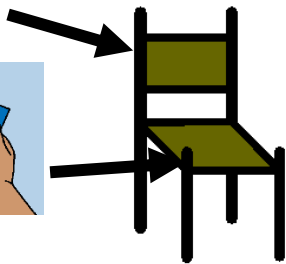


Clean where you open the window.



### **Switches.** Like

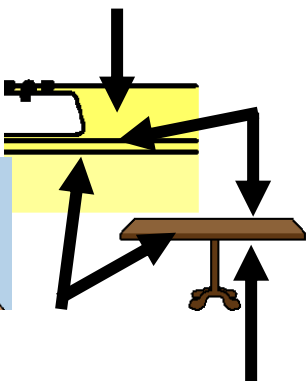
- heater switch
- light switch.



### **Chairs.** Like kitchen chairs

Clean the

- back of the chair. You may put your hand here to pull a chair out.
- sides of the chair. You may put your hands here when you pull a chair in.



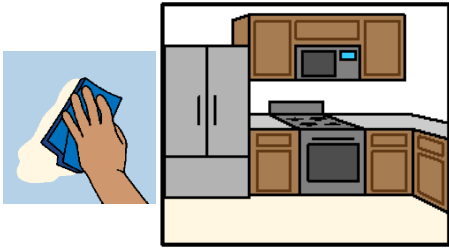
### **Tables and Benches**

Wipe the top.

Clean the side edges.

Clean under the edge.

People may put their fingers here too.



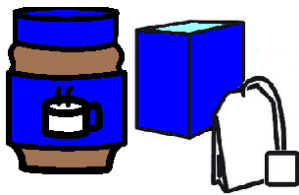
## Kitchen

Look at all the things different people use.




Many things may stay out on your benches. Like

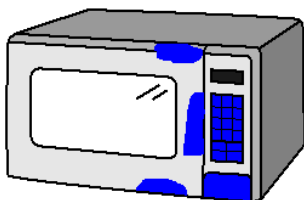
- kettle
  - on switch
  - handle




- coffee jars. Tea jars. sugar bowl



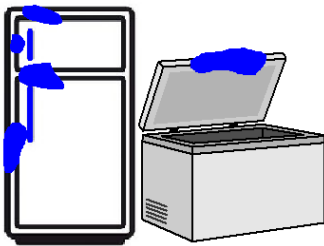
- toaster
  - on button
  - push down to cook button
  - stop button



- microwave
  - all the settings
  - on button
  - door opener.



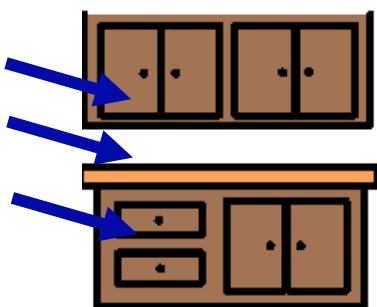
- oven
- all the switches
- door opener.



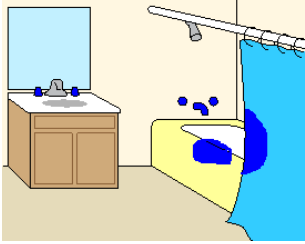
- fridge. Where people open and close it
- freezer. Where people open and close it



- coffee machine
- rice cooker



- kitchen benches
- cupboards
- drawers.




## Bathroom

Taps in

- shower
- basin

Shower where you open the door



Towel rails.

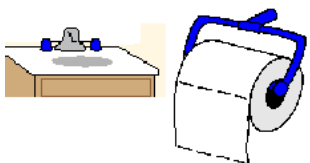


## Toilet

Flush button


Seat

Toilet Lid



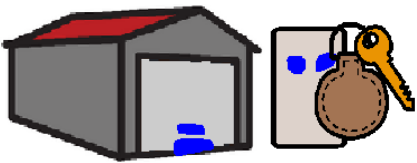
Basin taps.

Toilet paper holder.

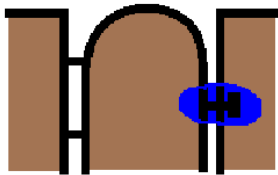


### Other things


Handrails on stairs.



Garage door handle or automatic opener.



Gate handles.



Write down other places you need to clean.

---

---

---

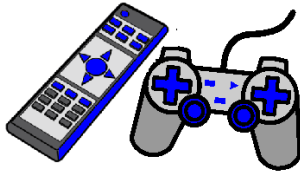
---

---



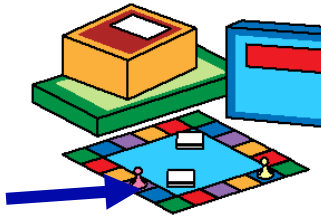
## Other things to clean

Ipad.




TV remote controls.

Xbox remotes.



Plastic pieces to games.

Wipe down the board of the game.



Children toys. Like

- dolls
- lego and blocks
- plastic toys.

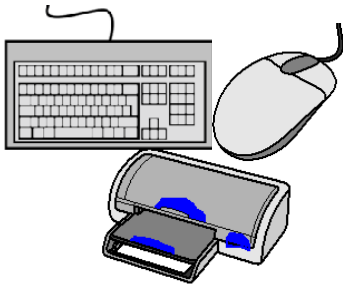


Make it a game with your children.

Fill a dish with warm water and soap.

Help them to wash their toys.






### Some more things to clean

Keyboard on your computer.

Buttons on your printer.

Computer mouse.



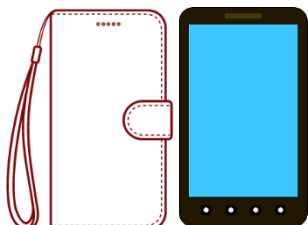
Each person has their own pens.



Handbag.

School bag.

Wallet.




Phone cover.

Phone.






## More information



COVID - 19 information. Call 1800 020 080.



You can call at

- any time
- any day.



Translations

Call 131 450

## Images

We have used images from



- Freepikpsd
- Inspired Services
- Mayer-Johnson
- Picto-Selector
- TheNounProject.



This fact sheet is based on the Australian  
Government Health Department  
**What you need to know.** 17 March 2020.